



MALAYSIAN SOCIETY OF RADIOGRAPHERS

Affiliated to The International Society of Radiographers and Radiological Technologists (I.S.R.R.T.)

The 18th International Society of Radiographers and Radiological Technologist (ISRRT) World Congress, Helsinki, Finland.

The ISRRT World Congress is organized biennially. The 18th ISRRT World Congress was held at the Helsinki Exhibition and Convention centre (Messukeskus), Helsinki, Finland from the 12th -15th June 2014. The theme is 'Optimizing for Better Care'. A total of 700 radiographers from 59 countries attended this congress.

Prior to the congress from the 9th – 11th June there was the regional and council meetings. On the 9th the regional meetings was held at the headquarters of the Society of Radiographers, Finland, which is just across the street from the venue of the World Congress. Each Regional Vice President and Regional Director prepared an agenda for discussion. The Asia/Australasia regional meeting was chaired by Dr Maria Law (AA Regional Vice President) and Dr Napapong (Regional Director). As at any other meeting, the meeting started with welcoming address and acknowledgement of guest present. The previous minutes of



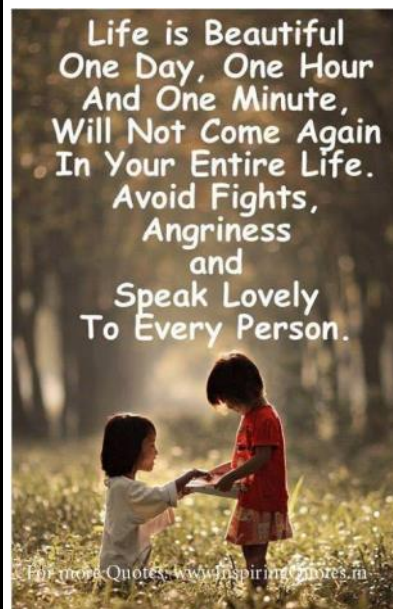
Getting ready for the opening ceremony.

the meeting was confirmed as well as the agenda. Dr Maria reported on the AA regional activities and the president or representative from each country society/association by turn reported the latest up-

More on page 3...

In this issue:

Message from the President	2
EVENT REPORT: MSR BOWLING TOURNAMENT 2014	7
Report: 1st South East Asia Radiographers Conference (SEARC) and 2nd Asia Radiotherapy Symposium (ARTS)	9
THE 2014 INTERNATIONAL FORUM ON RADIATION EXPOSURE IMPROVEMENT AND SAFETY IN COMPUTED	13
MSR ACTIVITIES 2014	18



MESSAGE FROM THE PRESIDENT



Dear members and friends

Greetings from me and MSR.

First of all I would like to apologise for not being able to published two issues of newsletter for 2014 as promised. We did in 2012, 2013 but not in 2014, it just did not happen. Should I

blame the editor in charge or should I take the full blame? I would rather take the full blame. So to redeem my inefficiency, I insist on this special newsletter 2014 edition.

If you browse through the 2012, 2013 and also this 2014 special edition, you will realise that we only have reports on the various activities organised by MSR. The articles that we included are all from the committees. That is also one of the reasons that makes it hard to keep our promise. Therefore I plead to all members, please do your part. Please submit articles (Bahasa Malaysia or English) to MSR so that we can have articles to be published in our newsletter as scheduled.

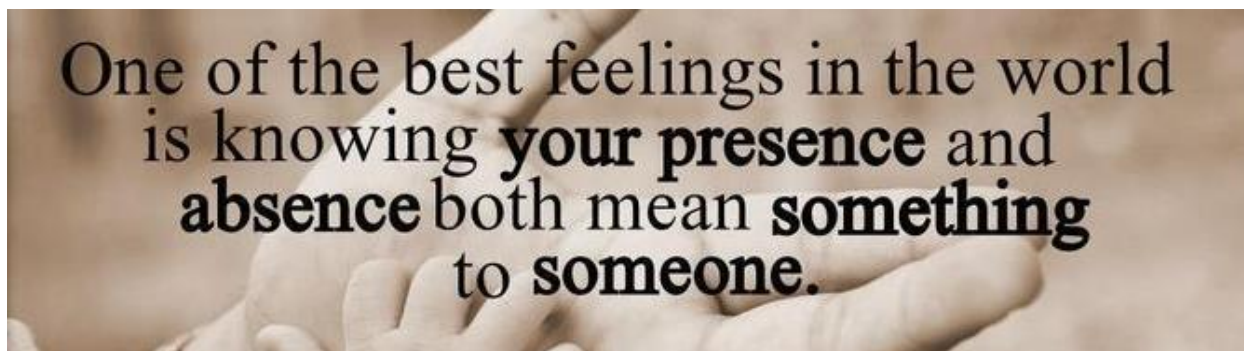
In this special edition, we share with you our achievements in 2014. Year 2014 was a very active and productive year for MSR. It started with our AGM and scientific meeting in Kelantan in March, then we had our bowling tournament in April, followed by the CT

study day in June and then our international conference, the inaugural South East Asian Radiographers Conference (SEARC) in Malacca in August. In September we had the Radiography updates and we concluded the year with our MRI course and World Radiography Day in Kuching, Sarawak in November.

We managed to conduct many professional development activities for the members. We have fostered better friendship and networking with our international counterparts. We have also successfully initiated and organised an international conference. We managed to increase the amount for our education and building fund. Personally I am satisfied that I have led the Malaysian Society of Radiographers in the right path.

We sincerely hope that for the coming year, MSR will move forward and be more focussed in bringing the members to greater heights in our chosen profession. I personally wish that all Malaysian radiographers will work towards personal and professional excellence and spread love to all. Let us make this world a better place for everybody.

Happy Reading.



date regarding professional development in their country. During the meeting, the ISRRT president Dr. Michael Ward, the CEO Dr. Sandy Yule and Public relation director Dr. Fozy Peer and Professional Practice director Donna Newman dropped by to greet the regional council members and reported on their portfolio. The meeting went well and ended with a group photo.

On the 10th and 11th of June, 2014 was the board council meeting. The ISRRT board members, the CEO, the treasurer, president/representative and also observers from respective member countries were present in a very big meeting hall. On the 10th June 2015, the ISRRT President chaired the meeting and discussed on various issues stated in the agenda. The main discussion was focused on radiation protection through optimization and the campaign on image wisely which is an extension to the previous campaign on image gently. Other issues brought out are on membership, education, support to third world countries and also the future roles of ISRRT. During the meeting each regional vice president will share the professional development in their region. The meeting started at 9.30 am and stopped for lunch and continued to 5.00 pm.

Election of new board members and regional coordinators took place on the 11th of June. ISRRT board election is held once in every 4 years. Dr Fozy Peer from African re-

gion was elected as the new President of the ISRRT. Dr Napapong from Thailand was elected as the AA regional Vice president and Ms Tan Chek Wee from Singapore is the AA regional director. Details of board members, regional co-ordinators and council members are available on the ISRRT web-site.

Education summit were held together at the Helsinki University of Applied Sciences on Thursday 12th of June 2014 prior to the opening ceremony of the World Congress in Helsinki. It gathered the radiography, nuclear medicine and radiation therapy educators from the world. Several distinguished people like the ISRRT President Dr Michael Ward, ISRRT Director of Education Cynthia Cowling, Dr. Maria Law Vice President Asia/ Australasia and Dr Maria Perez, WHO Scientist were among the distinguished speakers. There was a workshop on how evidence-based practice can inform and impact the curriculum design, innovation delivery mechanisms and global trends.

The ISRRT world congress kicked off on the 12th of June. As usual, it started with the flag bearers entering the hall with their country's flags. This is the most touching moment and each flag bearer feels real honour to be able to represent one's country and swing the national flag on stage. After the flag bearers placed the flag in the individual stands provided, the ISRRT president gave his welcoming



Group Photo AA Regional Members

speech and switched on the Globe (ISRRT World Congress Memento) - signifying the official opening of the Word congress. It was followed by a speech from the Mayor of Helsinki and the President of the Finland Radiographers Society. There were a few performances before the Hutchinson memorial lecture commenced. Rebecca Annan sang Talking to The Moon and Julia Tanhula presented the Kesällä Keran. Both women had such beautiful voice. The choir from the local radiographers showed their talent in their performance. Again we witnessed how gifted radiographers were.



AA Regional Meeting

Dr. Maria Del Rosario Perez from WHO presented the 2014 Hutchinson memorial lecture title "Enhancing Radiation Safety and Quality in Health care". She spoke on WHO's objective, function, structure and governance; Radiation related work at WHO; Radiation safety in health care setting; new international radiation safety standards; Bonn call for action and role of radiographers and radiation technologists in enhancing radiation safety and quality in health care. The day ended with the opening of the exhibition at the winter garden, Messukeskus Helsinki. There were about 21 exhibitors in total.

There were 86 posters (electronic) and 190 oral papers for this congress. The abstracts can be easily obtained in the ISRRT website. The four days conference was packed with academic and also social programmes. Beside luncheons and also the dinner arranged by the Finland Society of Radiographers at the Helsinki city Hall on Friday the 13 of June, all other programs were charged with a fee. Hospital visits

were scheduled on the 13th whereby a few hospitals located in the greater metropolitan area were selected. The day ended with the Helsinki City reception that was held at the City Hall down town. The delegates were addressed by the Deputy City Mayor and spent a great evening networking and catching up with each other.

June 14th was a very packed day where sessions started from 8.00am and finished at 6.30pm. The day ended with the gala dinner for delegates. June 15th was the last day of the congress and it was still very packed with several concurrent session. The closing ceremony witnessed the installation of the new president Dr. Fozy Peer and she delivered her 1st presidential speech. There were gift presentation sessions where the president of the radiographer's society of Finland received gift from different countries. Every good thing will finally come to an end and the 18th ISRRT world congress ended when the light of the Globe was switched off and handed over to the president of the Korean Radiological Technologist Association (KRTA). The 19th ISRRT World Congress will be held in COEX Seoul, Korea from October 20th to 22nd 2016.

My reflection on this World Congress

This is my second time attending ISRRT world congress in the capacity of the MSR President. The first experience is in 2012 in Toronto where vice president Mr. Muhammad Faizal and myself presented the bidding for 19th ISRRT World Congress but we lost to Korea. It was a very stressful ordeal but we gained some great experiences from it. This time it is my second time representing Malaysia to ISRRT World Congress. This is my first time attending a board meeting and also participating in the board and regional elections. Everything was new to me. There was no nomination from Malaysia. I realized that our past president had never really shared with the committee how ISRRT election was done when they returned from their world congress trip. I did not know that we can actually nominate representatives to contest for the various regional coordinator post and for the higher board council post. In the future we must look into this and be more active in the international arena.



Council Meeting

During the regional meeting, I have learned about how other societies work to achieve better professional status, improving education system and bringing their radiographers to a higher platform nationally and internationally. Countries like Vietnam with a very young society of only three years has already actively participated in ISRRT World congresses and also regional events. They have demonstrated



Opening ceremony reception at exhibition area.

great potential in future professional advancement regional and internationally. Malaysian radiographers have to be more proactive and participate more in regional and international events to be known. Being contented and satisfied with our current status will get us nowhere and we will be left behind if we do not change ourselves.

This trip to Helsinki has provided me with many experiences. I did not attend many of the program due to the cost and I have regretted especially for the education summit. I missed some very good papers due to the concurrent sessions. I also did not manage to read some good posters due to time constraint and long queue for the computer display unit. There are always things that you are not able to do in such a big event. However, overall, I am still thankful that I was there as I have managed to get some regional and international contact to pave ways for our SEARC. I have also managed to secure speakers for our future events. I have started networking and working towards future collaboration with others countries in the AA region. There are many good memories too.

During this trip I had the opportunity to visit the Meilahti Tower Hospital. The Hospital comprises of several specialist outpatient clinics and service functions which support examinations and care for patients requiring cardiothoracic, vascular or gastrointestinal surgery or neurological treatment. In Finland, all organ transplants in adult patients are exclusively performed at Meilahti Tower Hospital and it is also the only hospital that operates a 24-hour cardiology department in Finland. The imaging department consist of four DR, four mobile DR, three analog mobile, eight ultrasound machine, two fluoroscopy, three angiography, three


CT and four MRI with 45 workstations for radiologist. The Meilahti Oncology Hospital is at the same location where the Radiation Therapy Department provides both external and internal radiation therapy for patients. This hospital is involved in nearly all radiation therapy treatment given in the Helsinki hospital district.

I am grateful to MSR members for making it possible for me to attend this World Congress by sponsoring the flight, the registration fees, hospital visit fees and as well as airport transfer fees. My sincere gratitude goes to Ms Tan Chek Wee, President of the Singapore Radiographers Society for taking me in to share that tiny cosy hotel room with her. I am also thankful to the radiographers from Taiwan, Hong Kong and Macau for bringing me along to visit some of the beautiful landmarks of Helsinki. I am extremely grateful to them for making me feel safe and protected in a foreign land.

I hope to attend the 19th ISRRT World Congress in Seoul. I hope the MSR will be able to bring many radiographers to experience a World Congress which is not too far from home this time. I request for our Malaysian radiographers not to depend or expect sponsorship to attend courses. Do not expect sponsorship from MSR but where MSR can help is to organise the trip. Hence, let us together work towards this goal by saving for the 2016 19th International Society of Radiographers and Radiological Technologist (ISRRT) World Congress, in Seoul, Korea.

© MARK ANDERSON, ALL RIGHTS RESERVED

WWW.ANDERTOONS.COM



"Still, let's do an x-ray just to be sure."

EVENT REPORT: MSR BOWLING TOURNAMENT 2014

On the 8th of March 2014, MSR has organized a bowling tournament exclusively for its members for the first time at ARL Power Bowl, Alamanda Putrajaya. There were 11 teams participating from different hospitals which includes 3 teams from Hospital Tengku Ampuan Rahimah Klang (HTAR), 2 teams each from diagnostic and radiotherapy National Cancer Institute, and one from Hospital Sultan Ismail Johor Bharu (HSI), Hospital Pakar Sultanah Aminah Muar (HPSF), Hospital Serdang, National Heart Institute, Radiotherapy Hospital Kuala Lumpur and Radiology Hospital UKM.

Results of the tournament:

Category : Team event
Champion : PIN BUSTER (HTAR)
1st Runner up : RADIOLOGY JOHORE

(HPSF)
3rd Place : RADIOLOGY HUKM

Category : Individual (Male)
Champion : SARIMAN ALI (Rad JOHORE)
2nd Runner up : MAZLI (HUKM)
3rd Place : JEFYY (PIN BUSTER)

Category : Individual (Female)
Champion : NANI ABDUL LATIF (HPSF)
2nd runner up : NOR SHAHIDA (HSI)
3rd Place : ZAIYUAZIMA (HTAR)





REPORT: 1ST SOUTH EAST ASIA RADIOGRAPHERS CONFERENCE (SEARC) AND 2ND ASIA RADIOTHERAPY SYMPOSIUM (ARTS)

BY CHAN LAI KUAN

August 21 to 23rd 2014 set a new milestone for Malaysian Society of Radiographers (MSR) as we hosted the 1st SEARC and 2nd ARTS at Hotel Equatorial, Melaka. This conference had gathered participants from the Asia and Australasia regions and speakers as far as United Kingdom, Australia and New Zealand.

Below is the brief background on the formation of these two events for future reference. In the beginning, we had the joint Malaysia-Singapore Radiographers Symposium which was the brainchild of Ms Jemiliah Rouse (Malaysia) and Mr K. Vaithilingam (Singapore). The first symposium was held in Kuala Lumpur on the 29-30th Oct 1978. For the past 36 years, Malaysia Society of Radiographers and Singapore Society of Radiographers took turn to host the yearly

conference namely Malaysian Singapore Radiographers Conference/ Singapore Malaysia Radiographers Conference (MSRC / SMRC) alternate years. Up till today a total of 28 conferences have been held. The number of conference hosted and the year did not tally due to the fact that in some years, the conference was not held to give way to other bigger conference such as the Asia-Australasia Conference of Radiological Technologists (AACRT).

The idea of organising a South East Asia Radiographers Conference was mooted during the 2011 SMRC. Finally we (Chan Lai Kuan – President of MSR & Tan Chek Wee – President of the Singapore Society of Radiographers) with the support from respective committee members have decided to expand this conference to include other countries from the South East Asia region. The preliminary meeting to discuss on converting the MSRC/SMRC was held in 2012 during the Malaysian Singapore Radiographers Conference (MSRC) at the Merdeka Palace Hotel in Kuching. Subsequently, in 2013, during the last SMRC in Singapore, it was decided that Malaysia will have the honour to host the 1st SEARC in view of the fact that we were the one who hosted the 1st MSRC. Singapore will host the 2nd SEARC and after that it will go on rotation for all the member countries of ASEAN. This major move will not only allow other ASEAN countries the opportunity to host an international conference but more importantly, will promote better networking, communication, sharing of skills, knowledge and experience, as well as provide support to strengthen other member



SEARC's Memento

societies and foster closer tie among radiographers from this region.

The idea to form ARTS came from Hong Kong Association of Radiation Therapists Chairman Mr Joseph W. Y. Lee, who brought the matter up to Ms Tan Chek Wee early 2012. We invited Mr Joseph Lee to our 27th MSRC 2012 in Kuching to further discuss his idea and agreed that the 1st ARTS will be hosted by the Singapore Society in conjunction with the 28th SMRC in 2013. The ARTS was officially formed when a memorandum of understanding for collaboration was signed on September 28, 2013 at the Macau Radiological Technologists annual conference by 4 main member countries, namely Singapore, Malaysia, Hong Kong and Taiwan. Japan has requested to join this collaboration and the members have agreed that once the first rotation of hosting for the ARTS has been completed by the 4 pioneer countries, it will be opened for more membership.

To host the 1st SEARC was a real challenge. The historical city of Malacca was chosen as the venue based on the preference by our long term good partner, the Singaporeans. Selecting the hotel was not easy as many factors needed to be taken into consideration. Equatorial Hotel did not disappoint us with their service and they were professional in managing this international conference. The hardest of all was designing the me-



The memento carried by MSR (left) and SSR (right) President – Behind is the president of the Indonesian Radiographers' Society.

mento and to get it crafted out. As the president, it became my responsibility to design and source for the shop to do the piece. The process took months, talking to pewter shop owners, getting quotations, planning the design, bargaining and at the end when all ways lead to nowhere, I went back to my old friend and the usual shop that I frequent for my souvenirs, it was done with a reasonable cost.

Planning the program, getting speakers, exhibitors and sponsors were my other main tasks. I would also like to express my gratitude to all those involved. We had one of the best conference, simple, smooth running, and very joyful, carefree and touching moment at the closing. I know almost everyone have a good time. It



Honourable Minister of Health, Datuk Seri Dr. S. Subramaniam officiated at the event. Seen here with invited guest include president from Singapore, Thailand, Indonesia, Philippines, Myanmar, Hong Kong, Japan, Korea, Macau and Taiwan.

was worth all the hard work. It will be one of the best conference I had ever organised thus far.

The conference was officiated by our honourable Minister of Health Datuk Seri Dr. S. Subramaniam. He was such a pleasant minister. Very punctual and delivered a very motivating and inspirational speech. He was very patient and co-operated well in our opening ceremony where the president or representative from each ASEAN country went up onstage to place their country's flag on the memento. The minister had the opportunity to place the last flag which is the ASEAN flag on the memento. He did not rush off but took his time visited the booths made small talk with the vendors who participated.

The invited guest include president from Singapore, Thailand, Indonesia, Philippines, Myanmar, Hong Kong, Japan, Korea, Macau and Taiwan. The keynote address was delivered by Dr Maria Law (ISRRT Education Director). The plenary speakers consist of radiography manager, radiologist, oncologist, medical physicists and radiography educator. A total of 9 plenary, 22 free paper and 11 student papers were presented for at the

SEARC. For ARTS there were 5 plenary and 7 prof-fered papers.

The conference was organised to include academic programmes, meetings as well as social event. MSR organised a simple dinner for the invited guest at a small restaurant serving Malacca nyonya dishes. As the venue is near to Jonker Street and some of the tourist attractions, our international delegates enjoyed themselves going places and having a good time trying out the special local fruits and food. Nevertheless our Malaysian radiographers from outside Malacca had a good time in Malacca.

All in all this was a successful conference. We hope the relationships and the connections made with countries from the South East Asia region and also Asia will be something that we will continue to strive towards. We, the MSR managed to achieve our mission to bring an international conference back home to benefit our fellow radiographers. It will be a long time before we can host another international conference. Hence we hope those who participated or attended this conference will always cherish the experience.



Minister of Health, Malacca Hospital Director, Head of Imaging Department, President of the MSR and SSR at the exhibition booth



Participants from various member countries sampling the nyonya dishes.



Academic Session



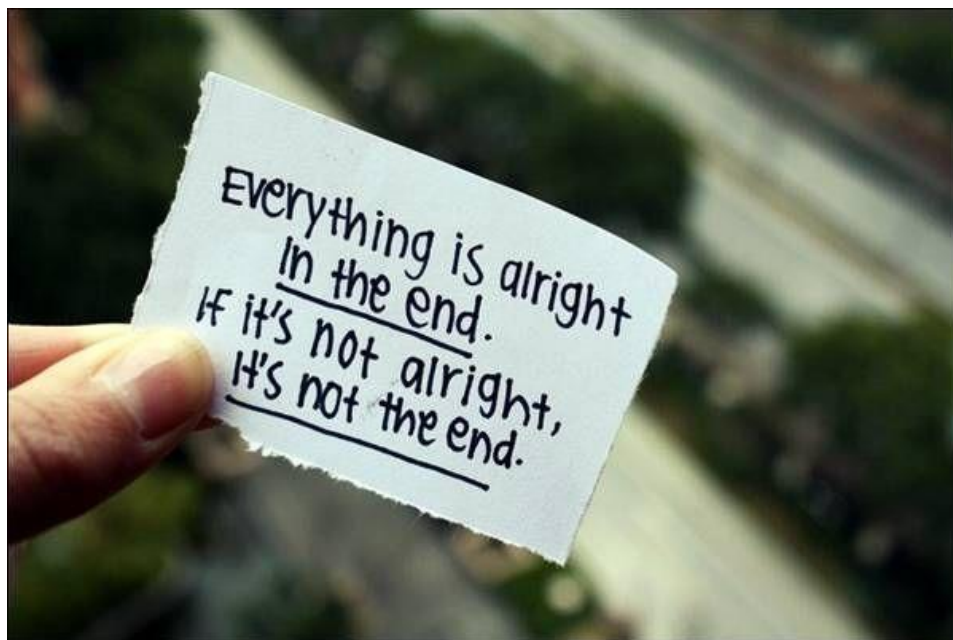
Cake cutting by presidents from left: Philippines, Hong Kong, Indonesia, Myanmar, Singapore, Malaysia, Thailand (shielded), Taiwan, Macau at the back, Korea and Japan.



Friends from abroad : Macau, Korea and Taiwan



Organising Committee of the 1st SEARC



THE 2014 INTERNATIONAL FORUM ON RADIATION EXPOSURE IMPROVEMENT AND SAFETY IN COMPUTED TOMOGRAPHY

BY PUSHPA THEVI RAJENDRAN

DIAGNOSTIC IMAGING OFFICER, AMPANG HOSPITAL

The 2014 International Forum on Radiation Exposure Improvement and Safety In Computed Tomography was held in the beautiful island of Taiwan from the 7th and 8th of November, 2014. This event was divided to two parts which was the international forum and the conference with the theme on 'RADIATION EXPOSURE IMPROVEMENT AND SAFETY IN COMPUTED TOMOGRAPHY'. The Ministry of Health and Welfare, Republic of China (Taiwan) was the host for this international forum. There were three other organizations who co-hosted this event which were namely the National Yang-Ming University, The Taiwan Association of Medical Radiation Technologists (TAMRT) and the Taipei Veterans General Hospital.

This international get together was held over a period of two days which had two official functions with a social event on the second day. The Round Table Discussion of 2014 Radiation Exposure Improvement Strategies in Computed Tomography (International

Forum) was held at the Capital Hotel, Taipei. The international forum involved participants from various countries such as the United States of America (USA), Australia, Japan, Macau, Korea, Thailand, Hong Kong, Singapore, Vietnam, Myanmar, India, Pakistan, Bangladesh, Malaysia and others. The moderator for the forum was the Honorary President of TAMRT, Dr. Fu Du Chen. The agenda for the forum was basically to discuss the questionnaire that was distributed about a month before the event to all the delegates of the forum. This session was a platform for delegates from the various countries to share what was being practiced in their respective countries based on the questions from the questionnaire.

The two main contributors in the forum was the world famous Dr. Madhan Rehani from India and Dr. John M.Boone. At one point it seemed only these two professors were sharing a lot of information. Dr. Madhan Rehani PhD, a renowned physicist in the field



Fig 1 & 2 : The International Forum at The Capital Hotel

of medical physics had a lot to contribute as he wears several hats namely as the Consultant with the International Atomic Energy Agency (IAEA), as the Secretary –General of the International Organization for Medical Physics (IOMP) and also the Secretary of the International Commission on Radiological Protection (ICRP). Hence his perspective was sought after especially in the area of radiation dose. He was of the opinion that for the theme of this event to be more appropriate, the word IMPROVEMENT use in the theme should be replaced with REDUCTION. He felt the goal to reduce the radiation dose in CT scan examination is imperative but the image quality should not be affected as it may interfere with the diagnosis.

Owing to the fact that he was often referred to get his professional opinion on the discussed questioned. Another prominent figure Dr. John M. Boone who gave his opinion and shared practices of radiation improvement and safety while operating /using the computed tomography in the United State of America (USA).

During the forum, representatives from the various countries who were present were called upon to share what was the practice in their respective country. As far as time management was concerned the sessions were managed well and the discussion followed a proper course into theme. Basically it was a very informative session of learning and sharing ideas and opinions of the same issues but the perspective varied slightly from county to country. The opinions may vary but the common understanding was that and was agreed upon, was dose reduction in CT scan is of utmost importance. All in, this was a very fruitful session as the international ties that was fostered could lead to great international relations in the future.

On World Radiography Day which is on the 8th November, an International Conference was organized at the Taipei Veterans General Hospital. Looking back, this was truly an international event as there were participants from about 16 countries who participated.

Besides the conference, several other events were held to commemorate this special occasion namely student presentations in the form of oral and poster presentations and also vendors who were allowed to set up their booths to display and share their latest developments in their respective areas.

The international conference gave opportunities for health care workers who were mainly medical physicists and radiographers who delivered short informative lectures (Table I) on the many developments based on the theme in the field of medical imaging at their respective countries and throughout the world. These lectures also provide a good perspective of what was being practiced in various organizations around the world.

In the international arena, the medical physicists play an active role in keeping the radiation dose at the permissible level. In doing so, the hazards from the exposure to radiation is kept at bay from patients and medical personnel. As medical personnel who are constantly in the zone of radiation so it is of paramount importance to monitor and ensure safe practices are carried out. Though challenging but what was clear was the medical personnel namely the radiologist, radiographer and medical physicist need to work as a team to achieve the common goal of safe practices in CT Scan and at the same time still acquire good quality images.

The unforgettable experience from this event was we Malaysians had the opportunity to mingle with Dr.Madan Rehani, Dr. Mathew Dimmock and Dr.Fozy Peer on their journey to become where they are today. This was a very valuable experience which can never be bought or taken from us. Talking to Dr. Fozy Peer, the newly elected president of the International Society of Radiographers and Radiological Technologist (ISRRT) who is the sixth female ISRRT president was definitely very inspiring. Understanding her strug-

No	Topic	Speaker
1	Multi-national Study on radiation Protection in Computed Tomography (CT)	Madan M. Rehani, Ph.D
2	Dosimetry to Support Patient in CT – a UK Perspective	Paul C. Shrimpton, Ph.D
3	Experience with CT Dose Reporting Software in California	John. M. Boone. Ph.D
4	The ISRRT : Yesterday, Today & Tomorrow	Fozy Peer, Ph.D ISRRT President
5	Strategies for Radiation Dose Management and Reduction in Medical Imaging Exams	Ji Hong Wang, Ph.D
6	The Intersection of Radiation Safety Regulations with the Research Programme of the Imaging and Medical-Beam Line at the Australian Synchrotron	Mathew Richard Dimmock, Ph.D
7	The Development of the Computed Tomography Diagnostic Reference Levels in Taiwan	Wei Ta Tsai, MSc
8	CT simulation in Radiation Therapy	Jung T.Ho, Ph.D
9	Radiation Protection in Dental Cone Beam CT	Usha Rehani, M.D.S
10	Panel Discussion	Dr. Fu Du Chen, Ph.D

gles and journey in South Africa to become where she is today, makes us feel and appreciate the numerous opportunities in Malaysia.

cal Radiation Technologist for having done such a wonderful job in making this conference and also forum a great success. The success of any event depends on the team work amongst its members and it was evident in this event. Last but not least, we would also like to thank The Malaysian Society of Radiographers especially the President (Chan Lai Kuan) for giving us Kailyn and myself an opportunity to represent Malaysia in the international arena.

"He's been kind enough to stand in for us, until we can afford a new x-ray machine."

The many activities that took place on World Radiography Day, 8th November 2014



Fig 3 : The front entrance into the Taipei Veterans Hospital.



Fig 4 : The many activities planned as displayed.



Fig 5 : Dr. Madhan M. Rehani



Fig 6 : Dr. Fozy Peer receiving a token of appreciation from the Honorary President of the Taiwan Society Dr. Fu Du Chen



Fig 7 : The gifts exchanging ceremony



Fig 8 : Malaysians in Taiwan



Fig 9 : The exhibition booths



Fig 10 : The registration counter.



Fig 11 : The theme of World Radiography Day, 2014

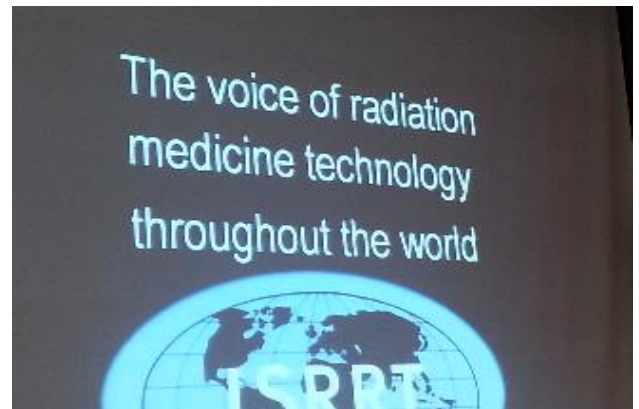


Fig 12 : The purpose/vision of ISRRT

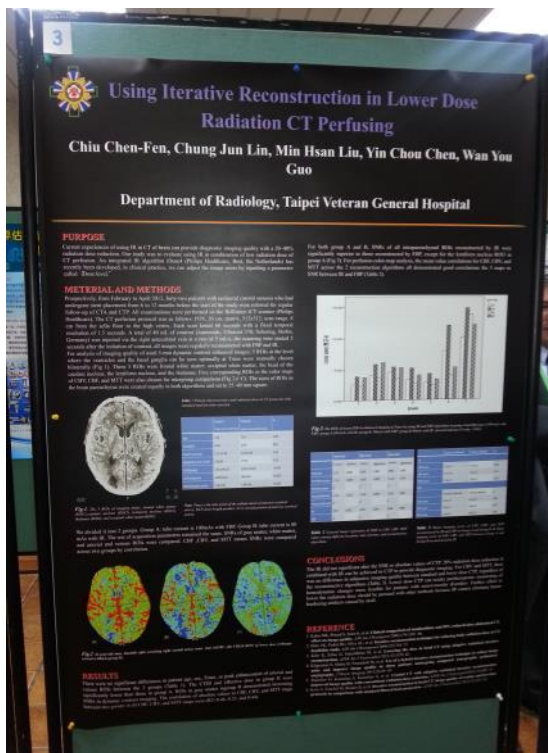


Fig 13 : Student's poster presentation



Fig 14 : Student's poster presentation

MSR ACTIVITIES 2014

Activity: Malaysian Society of Radiographers 44th Annual General Meeting And Scientific Meeting.
Theme: “Making the Change in Radiographers’ Care”
Date: 28 – 29th March 2014
Venue: Kota Bahru Kelantan

The proactive efforts of radiographers mainly from Hospital Perempuan Raja Zainab II (HRPZ), Kota Bahru, Kelantan made it possible for the Malaysia Society of Radiographers (MSR) to start the year of 2014 with this scientific meeting. The theme “**Making the Change in Radiographers’ Care**” highlighted the importance of radiographers to function as a responsible and valuable member of the health care team.

MSR would like to take this opportunity to express our gratitude to Dato' Dr. Ahmad Razin bin Dato' Haji Ahmad Mahir (the Kelantan State Health Director) for officiating this event. MSR would also like to thank Dr Zaihan bt Awang (radiologist at HRPZ) for her excellent paper on the theme of this course.

MSR took the opportunity at this event to sponsor a few radiographers from Kelantan district hospitals to participate in this scientific meeting. At this juncture MSR would also like to encourage all radiographers to enrol as members to strengthen the profession.

Activity: CT Scan Brainstorming
Date: 21 June 2014
Venue: UKM Medical Centre, Kuala Lumpur

The Universiti Kebangsaan Malaysia Medical Centre (UKMMC) collaborated with the Malaysian Society of Radiographers to organise a study day with the theme **CT Scan Brainstorming**. There were a wide ranges of topics by radiologists, senior radiographers and applications specialist.

Through this activity, MSR hoped this study day not only benefited senior radiographers but also junior radiographers in enhancing skills and knowledge of junior radiographers in performing CT scan examination.

Activity: MSR Study Day II
Theme: General Radiography Updates
Date: 13 – 14 September 2014
Venue: UKM Medical Centre, Kuala Lumpur

Following a the successful 1st study day in June, MSR again co-organised with UKMMC in organising a the 2nd weekend study days. Topics chosen aware related to general radiography. This study day aimed to refresh and reinforce the foundation of general radiography.

Activity: Magnetic Resonance Imaging Seminar
Theme: Magnetic Resonance Imaging
Date: 7th – 9th November 2014
Venue: Kuching Sarawak, Malaysia

The seminar on Magnetic Resonance Imaging held in Kuching, Sarawak was a successful event mainly due to the high enthusiasm of Associate Proffesor Dr. Napapong Pongnapang in sharing his vast knowledge and experience in MRI. He delivered lectures on a variety of topics pertaining to MR physics, imaging theory, instrumentation, various technical parameters of pulse sequences and MRI safety issues. Normally these topics would take a few weeks however Associate Proffesor Dr. Napapong Pongnapang managed to deliver these topics within two day seminar.

Besides the above mentioned topics, Prof Dr. Hamzaini from UKMMC delivered a talk on MR Enterography whereas the talk on Paediatric MRI was presented by Dr. Cyril Ong Hock Sui. Finally this seminar was concluded with updated information on the latest technological aspects of MR, contrast media and special protocols.